







RS232 ↔ IBIS-Master

Interface Converter



 Snap-In mounting for DIN rail TS35

 No configuration necessary

 Extended temperature range



Functionality

The device converts characters transmitted via RS232 to the IBIS carriage bus and vice versa. The device connected to the RS232 interface functions as master on the IBIS carriage bus. The PC interface is galvanically isolated from the carriage bus.

Technical data

Interfaces: RS232
IBIS carriage bus (Master)

Housing: Plastics

Rated voltage: 24 V DC (18 V ... 30 V)
The power consumption is mainly determined by the carriage bus output load.

Dimensions: W75 x H38 x D110 mm

WE **mg**
MOVE YOU
AHEAD

Technical information and dimensions can be subject to change, due to new developments and new technology. All rights reserved.

WB_INTERFACE_CONVERTER_RS232_IBIS_EN • 01/2013

